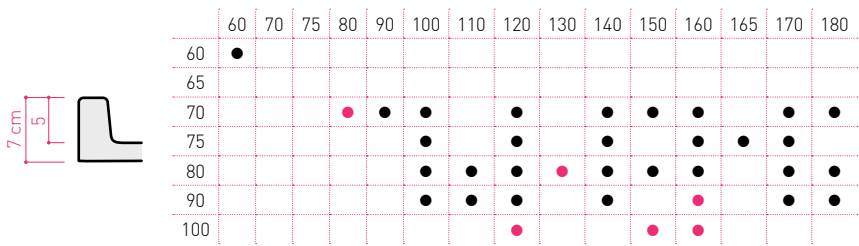



FLAT 01

NOVAS MEDIDAS DE 100 | NEW DIMENSIONS FOR 100



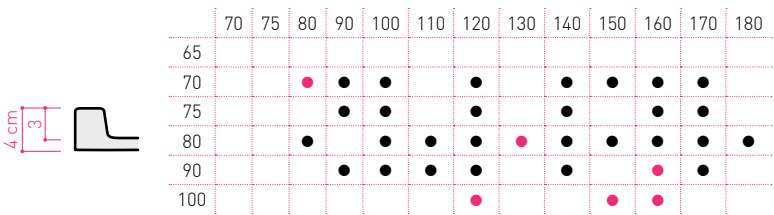
Outras medidas sob consulta ao departamento comercial | Other measures on request
NOVAS MEDIDAS | NEW DIMENSIONS (●)

disponível com anti deslizante | available with anti slip
ø 90 válvula | ø 90 drain



FLAT 04


NOVAS MEDIDAS | NEW DIMENSIONS



Outras medidas sob consulta ao departamento comercial | Other measures on request

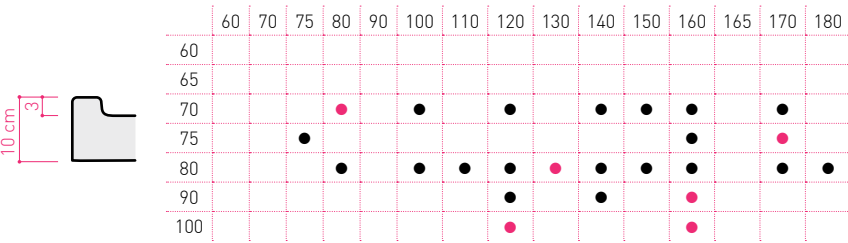
NOVAS MEDIDAS | NEW DIMENSIONS (●)

ø 90 válvula | ø 90 drain



FLAT 10

ESPECIAL REMODELAÇÃO | SPECIAL RENOVATION



Outras medidas sob consulta ao departamento comercial | Other measures on request
NOVAS MEDIDAS | NEW DIMENSIONS (●)

ø 90 válvula | ø 90 drain



LOWFLAT


HOMOLOGADO PARA HOSPITAIS E LARES |
APPROVED FOR HOSPITALS AND NURSING HOMES

1,5 cm

	80	90	100	120
80	●	●	●	●
90				●

Outras medidas sob consulta ao departamento comercial |
Other measures on request

NOVAS MEDIDAS | NEW DIMENSIONS (●)



STONE / MARMOL FLAT

NOVAS TEXTURAS | NEW TEXTURES

4 cm

3


7 cm

5

	80	90	100
70	●		
80	●	●	●
90		●	

Outras medidas sob consulta ao departamento comercial |
Other measures on request

NOVAS MEDIDAS | NEW DIMENSIONS (●)



minimal

NOVAS MEDIDAS | NEW DIMENSIONS

170 x 80

180 x 90

sensi
bath care



minimal

NOVAS MEDIDAS | NEW DIMENSIONS

170 x 80

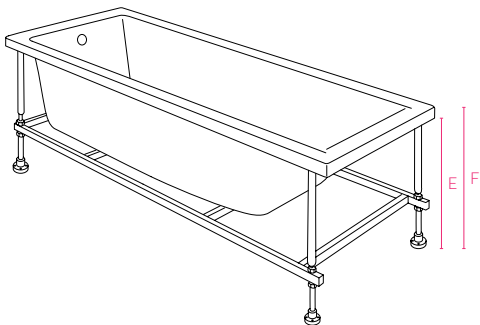
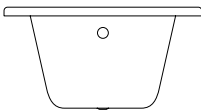
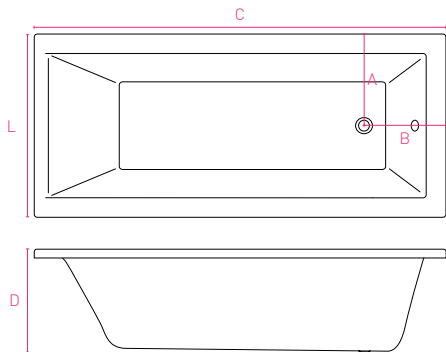
180 x 90



Encosto Ergonómico Life | Ergonomic Head-Rest Life



Painéis Para Banheiras | Panels For Tubs



A = L/2

B = 265

C = 1700 • 1800

D = 410

E = 530

F = 570

L = 800 • 900